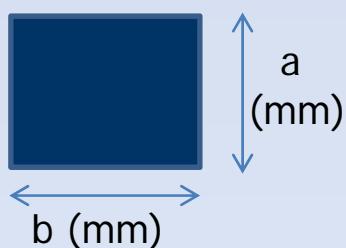


Tabela de Tolerância: h11

Dimensão nominal Dn	Tolerância
	h11
$3 < Dn \leq 6$	0,075
$6 < Dn \leq 10$	0,090
$10 < Dn \leq 18$	0,110
$18 < Dn \leq 30$	0,130
$30 < Dn \leq 50$	0,160
$50 < Dn \leq 80$	0,190
$80 < Dn \leq 120$	0,220
$120 < Dn \leq 180$	0,250
$180 < Dn \leq 250$	0,290
$250 < Dn \leq 315$	0,320

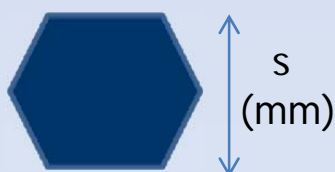
Cálculo de Pesos Teóricos: kg/m

Quadrado/Retangular



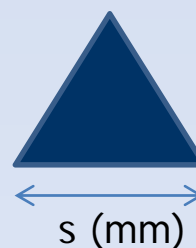
$$\text{Peso} = a \times b \times 0,0079$$

Sextavado



$$\text{Peso} = s \times s \times 0,0068$$

Triangular



$$\text{Peso} = s \times s \times 0,0034$$

SAMI AÇOS ESPECIAIS

Rua Etiópia, 347 - Jardim do Rio Cotia - Cotia - SP - CEP: 06715-775

Tel: (11) 4243-9225 - vendas@sami.ind.br - www.sami.ind.br